


5. Clean the work area until no dust, debris or residue remain.

Collect all paint chips and debris; seal in a heavy-duty bag without dispersing.



Remove protective sheeting: mist it, then fold it dirty side inward and seal in heavy-duty bag (or tape shut). Dispose of sheeting as waste.

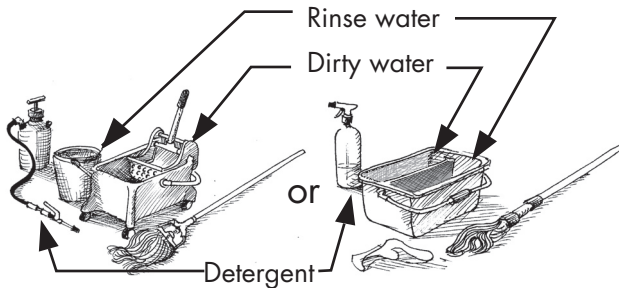


Clean all surfaces in the work area from higher to lower surfaces.



Walls: vacuum with a HEPA vacuum or wipe with damp cloth. All other remaining surfaces: vacuum with a HEPA vacuum, then wipe with a damp cloth.

Mop uncarpeted floors using mopping method that separates wash water from rinse water such as the 2-bucket mopping method or a wet mopping system.



EPA's Renovation, Remodeling, and Painting Rule* Requires Lead-Safe Work Practices

This brochure summarizes the key requirements for work that disturbs painted surfaces on pre-1978 homes and child-occupied facilities

1. Warn Occupants.

Post signs that define the work area and warn occupants to remain outside of the work area.



Produced by the Alliance for Healthy Homes & Community Resources
www.afth.org

* EPA's RRP Rule is published at 40CFR745.85. Worker training, evidence of cleaning, and other requirements also apply. For more information, www.epa.gov/lead/pubs/renovation.htm

2. Contain The Work Area To Keep in Dust And Debris

Before interior renovation –

Close ducts, doors, and windows; cover with plastic sheeting.

Tape down plastic sheeting over work area floor surface.

Cover furniture and any other items with plastic sheeting.



Workers and tools should be clean of dust and debris before leaving work area.


Before exterior renovation –

Protect nearby buildings and property from migrating debris.

Cover entry door with plastic sheeting so that workers won't move dust and debris.

Close all doors and windows on the same floor and below the work area within 20' of work area.

Cover ground with plastic sheeting within 10' of work area.




3. Do Not Use Prohibited Practices To Remove Paint Or Disturb Painted Surfaces.


Open-flame burning and torching are prohibited




Operating a heat gun is prohibited at or above 1100 degrees Fahrenheit.



Machine sanding, grinding, power planing, needle gun, abrasive blasting, and sandblasting are prohibited without a HEPA exhaust attachment.

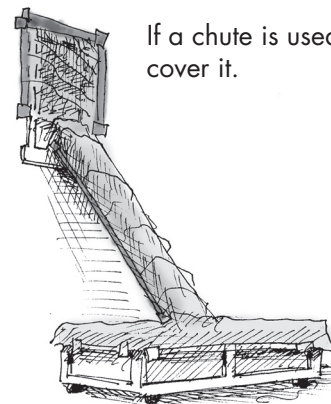


Use a sander or other power tool with HEPA exhaust control



4. Safely store and transport waste.

If a chute is used, cover it.



Contain waste to prevent releases of dust and debris.

