



**ONEIDA COUNTY  
HEALTH DEPARTMENT  
2025 Annual  
Report**

***Promoting and Protecting the Health of Oneida County***



**ANTHONY J. PICENTE JR.  
ONEIDA COUNTY EXECUTIVE**

**DANIEL W. GILMORE, PH.D., MPH  
DIRECTOR OF HEALTH**



## MESSAGE FROM THE DIRECTOR OF HEALTH

It is my privilege to serve as the Director of the Oneida County Health Department and to present the Oneida County Health Department Annual Report for 2025. This report provides details on how the programs of the Health Department fulfill the mission to “Promote and Protect the Health of Oneida County.”



This has been another busy year for the Health Department with one of the highlights being multiple tornado events on June 22, 2025 that impacted Clark Mills, Rome, Utica, Kirkland, and Westmoreland. The mobile vaccination unit was again a base for Health Department support activity that included assistance with shelter set-ups, distribution of water, ice, first aid supplies, and providing food safety guidance.

The Health Department Clinic at 300 W. Dominick Street in Rome has not been usable since the July 16, 2024 tornado and the mobile vaccination unit is still being used to provide weekly Clinic Services in Rome from early-April through mid-November. During the winter months, vaccination sites have been hosted throughout Rome by our community partners for flu, RSV, and Covid vaccines. The Clinic also partnered with school districts throughout the County to provide 1,104 required vaccinations to school-aged children at various schools.

The Environmental Division has worked with the Oneida County Sheriff's Office and other law enforcement agencies to seize over 4,000 illegal flavored vape products in 2025. A total of 118 children were discharged from the Childhood Lead Poisoning Prevention Program and the 95 addresses were cleared as lead safe. And finally, the lead poisoning prevention program has partnered with the Community Foundation and LeadFree MV to assist 105 families by delivering Healthy Living Supplies to each family.

The Community Wellness Division completed the 2025-2030 Community Health Assessment and Community Health Improvement Plan that emphasizes a focus on areas of poverty, access and use of prenatal care, and stress and anxiety in adults. In 2025, Health Department education and outreach activity included participation in nearly 60 community events and partnering with the County Executive's Office to send out 24 health-related press releases to the local media.

These accomplishments, and others too numerous to mention here, would not have been possible without the support of our dedicated Health Department staff, Community Partners, the Oneida County Executive, and the Oneida County Board of Legislators.

Daniel W. Gilmore, Ph.D., MPH  
Director of Health

## TABLE OF CONTENTS

Message from the Director of Health.....	3
Mission, Vision & Values .....	6
Organizational Chart .....	7
OCHD Budget Summary .....	8
Ten Essential Public Health Services .....	9
Administration .....	10
• Director’s Office .....	10
• Public Health Planning.....	10
• Performance Incentive Program.....	10
• Employee Wellness .....	11
• Medical Examiner Services .....	12
• Collaboration with Other County Departments.....	13
Clinical Services .....	14
• Communicable Disease .....	14
• Enteric Diseases.....	16
• Sexually Transmitted Infections .....	16
• Tuberculosis.....	17
• Immunization Services.....	17
• Perinatal Hepatitis B Program Referrals.....	18
• Community Clinics.....	19
Community Wellness.....	20
• Health Promotion.....	20
• Community Health Assessment & Community Health Improvement Plan.....	21
• Opioid Overdose Prevention Program.....	21
• Car Seat Program.....	22
• Public Health Emergency Preparedness.....	22

Environmental Health ..... 24

- Community Sanitation Programs ..... 24
- Public Water Supply Program..... 28
- Engineering Plan Review..... 28
- Childhood Lead Poisoning Prevention Program+ ..... 29

Special Children Services ..... 33

- Children and Youth with Special Health Care Needs Program (CYSHCN) .....33
- Early Intervention .....34
- Preschool Special Education Program (Education/Transportation of Handicapped Children’s Program—ETHCP) ..... 35

# MISSION, VISION & VALUES

The mission of the Oneida County Health Department is to **“Promote and Protect the Health of Oneida County.”** The Department works with many community agencies, organizations, and primary health care providers that comprise the Oneida County’s public health system, to fulfill our mission and to provide Essential Public Health Services.

## OUR VISION

ONEIDA COUNTY RESIDENTS WILL BE THE HEALTHIEST PEOPLE IN NEW YORK STATE  
- LIVING IN COMMUNITIES THAT PROMOTE HEALTH, ARE PROTECTED FROM  
HEALTH THREATS AND ARE ASSURED ACCESS TO QUALITY HEALTH SERVICES.

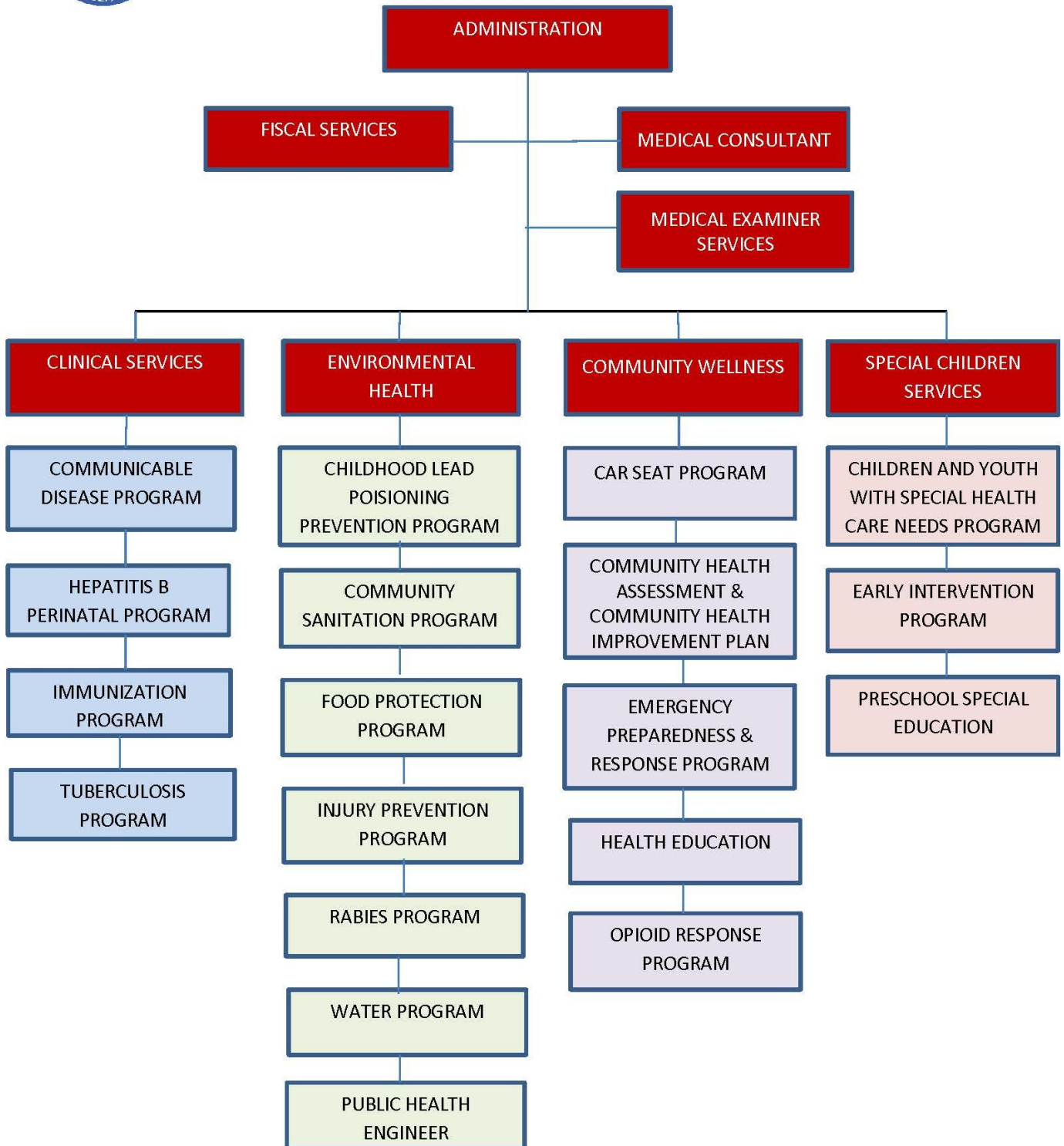
### VALUES & GUIDING PRINCIPLES



Accountability	Teamwork
Quality	Innovation
Leadership	Proactive
Integrity	Dedication
Caring	Professionalism



# Oneida County Health Department Organizational Chart



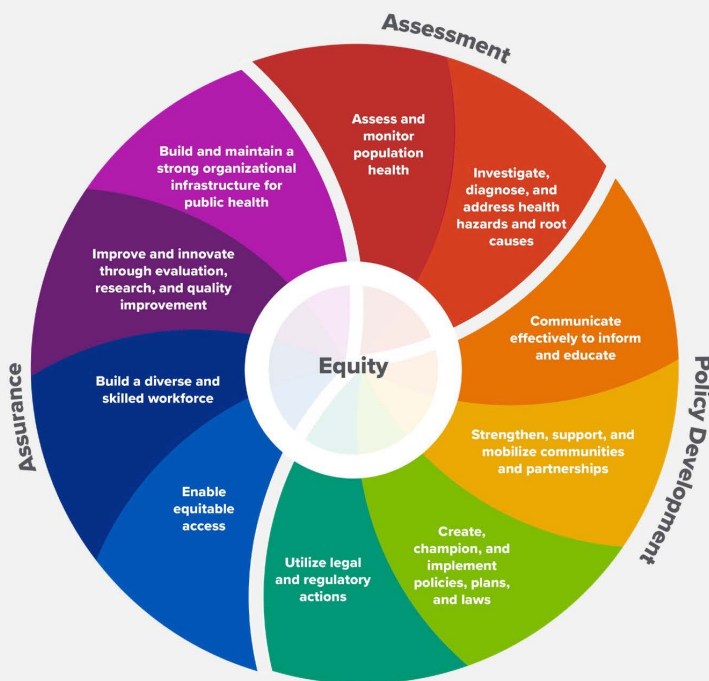
# OCHD BUDGET SUMMARY 2025

Program	Total Costs	% of	% of	% of	% of	% of	% of
		Budget	Federal	State	County	Other	Medicare
			Funding	Funding	Funding	Funding	Medicaid
Administration	\$ 1,144,550	4.28%		36%	64%		
Health Promotion	\$ 485,460	1.82%		37%	63%		
Pre-School (3-5)	\$ 16,913,212	63.24%		59%	38%		3%
Early Intervention	\$ 2,030,670	7.59%	17%	25%	55%		3%
Physically Handicapped Children	\$ 25,029	0.09%		100%			
Public Health Clinic	\$ 2,267,668	8.48%		40%	40%	19%	1%
Lead Poisoning Program	\$ 686,323	2.57%		95%	5%		
Environmental Health	\$ 1,687,481	6.31%		40%	25%	35%	
Immunization Consortium	\$ 73,501	0.27%		100%			
Emergency Preparedness	\$ 138,766	0.52%		90%	10%		
Medical Examiner	\$ 1,270,823	4.75%		10%	90%		
Septic Grant	\$ 20,750	0.08%	100%				
<b>Total</b>	<b>\$ 26,744,232</b>	<b>100.00%</b>					
<i>All figures are estimated as of 2/20/26</i>							

# THE 10 ESSENTIAL PUBLIC HEALTH SERVICES

*To protect and promote the health of all people in all communities*

The 10 Essential Public Health Services provide a framework for public health to protect and promote the health of all people in all communities. To achieve equity, the Essential Public Health Services actively promote policies, systems, and overall community conditions that enable optimal health for all and seek to remove systemic and structural barriers that have resulted in health inequities. Such barriers include poverty, racism, gender discrimination, ableism, and other forms of oppression. Everyone should have a fair and just opportunity to achieve optimal health and well-being.



**ESSENTIAL PUBLIC HEALTH SERVICE #1**  
Assess and monitor population health status, factors that influence health, and community needs and assets

**ESSENTIAL PUBLIC HEALTH SERVICE #2**  
Investigate, diagnose, and address health problems and hazards affecting the population

**ESSENTIAL PUBLIC HEALTH SERVICE #3**  
Communicate effectively to inform and educate people about health, factors that influence it, and how to improve it

**ESSENTIAL PUBLIC HEALTH SERVICE #4**  
Strengthen, support, and mobilize communities and partnerships to improve health

**ESSENTIAL PUBLIC HEALTH SERVICE #5**  
Create, champion, and implement policies, plans, and laws that impact health

**ESSENTIAL PUBLIC HEALTH SERVICE #6**  
Utilize legal and regulatory actions designed to improve and protect the public's health

**ESSENTIAL PUBLIC HEALTH SERVICE #7**  
Assure an effective system that enables equitable access to the individual services and care needed to be healthy

**ESSENTIAL PUBLIC HEALTH SERVICE #8**  
Build and support a diverse and skilled public health workforce

**ESSENTIAL PUBLIC HEALTH SERVICE #9**  
Improve and innovate public health functions through ongoing evaluation, research, and continuous quality improvement

**ESSENTIAL PUBLIC HEALTH SERVICE #10**  
Build and maintain a strong organizational infrastructure for public health

Created 2020

# ADMINISTRATION

The **Director of Health** is responsible for leading the programmatic and budgetary management of all public health programs and serves as a key public health strategist for Oneida County.

The **Deputy Director of Health** provides oversight of all division and program operations and administrative services including strategic planning and quality improvement activities.

The **Secretary to the Director of Health** provides overall administrative support which also includes project management, team building and collaboration efforts, as well as the lead for all wellness activity for Oneida County employees.

The **Fiscal Service Administrator** coordinates the preparation of the department's annual budget, prepares required financial statements and government reports, ensures that spending is within the budget allotments, ensures revenues from third party reimbursements, and prepares claims for State and Federal and other reimbursement.

Administrative staff also support personnel, payroll, and fiscal management activities.

Administration includes the following programs and services:

## PUBLIC HEALTH PLANNING

Public Health planning includes a range of activities that support collaborative health planning with community partners, organizational strategic planning and performance improvement activities. Major partnership initiatives conducted in 2025 include the following:

### PERFORMANCE INCENTIVE PROGRAM

In 2025, OCHD participated in the New York State Department of Health's (NYSDOH) ongoing Local Health Department (LHD) Performance Incentive Program. In year thirteen (2025) of the program, which began in December 2024 and concluded in August 2025, the Department focused on education and promotion of extreme weather awareness and climate health.

For participating in the Incentive Program, Oneida County was awarded a total of \$23,084. These monies can be used to support costs associated with Article 6 eligible services.

## EMPLOYEE WELLNESS

The Oneida County Employee Wellness Program strives to bring awareness of all dimensions of health and wellness to County employees, engaging them in a variety of programs, activities, and events.

These Wellness activities continued and expanded in 2025:

- Pet therapy dog visits at two sites each month and a third work site every other month.
- Breaktime stretching at the Health Department and daily lunch hour walks.
- February—Heart Month
  - Dress down day fundraiser—donations to the American Heart Association.
  - With the donation, employees also wrote loved one’s names on red paper hearts—hearts were collected and posted on a *Wall of Hearts* display in the main lobby of the County Office Building.
  - The Health Department led a lunch hour walk for heart health for employees.
- Info Sessions with representatives from MVP, the County’s health insurance carrier, shared in-person updates on the health plan’s \$600 Well-Being Rewards program (W-BR) and *Gia by MVP* mobile app to employees at 24 county work sites. We answered questions, brought fun giveaways, and awarded health-themed raffle prizes. Utilization of the awards program increased from 445 reimbursement claims to 568 claims, a 27.6% increase.
- Employees volunteered at Oneida County water stations for runners at two Sunday races: the Erie Canal Half Marathon in May, and Utica’s 48<sup>th</sup> annual Boilermaker Road Race in July.
- October Breast Cancer Awareness— 80 County employees (including many survivors) participated in Wear Pink Walks at two sites. Two dress down days for breast cancer awareness were also sponsored— donations to the American Cancer Society.
- World Diabetes Day— Health educators, MVP, and Mohawk Valley Health System participated in the event spanning lunch hours in Board of Legislators chambers. Had educational materials, a registered dietitian, registered nurse doing blood pressure checks, opportunities for raffle tickets at all stations, and great raffle prizes.
- Oneida County Employee Blood Drives—hosted four successful blood drives in 2025—the first year that blood drives transitioned leadership to the Health Department/Wellness.

Wellness Goals in 2026:

- Wellness will coordinate quarterly Oneida County Employee Blood Drives with the American Red Cross with the goal to increase participation.
- Continue to Increase utilization of MVP’s Well-Being Rewards by in-person visits to County work sites.
- Increase utilization of the *Gia by MVP* telehealth mobile app.
- Bring back Challenges for employees to participate sign up for —in physical, mind and spirit, financial, social, or surroundings categories.

## MEDICAL EXAMINER SERVICES

The Onondaga County Medical Examiner's Office (OCME) serves as Oneida County's Medical Examiner and provides medical examiner services as required by NYS Law and Oneida County Charter and Administrative Code. The OCME's Office provides professional, efficient and compassionate service to families, service providers and law enforcement officials and collaborates in OCHD's emergency preparedness planning.

### OCME'S OFFICE STATISTICS FOR ONEIDA COUNTY 2016—2025\*

<b>Oneida County Summary</b>	<b>2016</b>	<b>2017</b>	<b>2018</b>	<b>2019</b>	<b>2020</b>	<b>2021</b>	<b>2022</b>	<b>2023</b>	<b>2024</b>	<b>2025*</b>
Total cases	736	767	842	858	892	910	924	914	820	884
Non-Medical Examiner cases	468	499	565	578	604	571	608	603	522	583
Expert Consultation cases	1	1	0	0	0	0	0	3	0	0
Medical Examiner cases	267	267	277	280	288	339	316	308	298	301
Autopsy examinations (w/partial)	220	219	213	233	231	238	200	194	178	168
External examinations	17	20	23	21	31	53	72	59	63	80
Death Certificate only – no exam	30	28	41	26	26	48	44	55	57	53
<b>Manner of death*</b>										
• Accident	129	122	116	117	130	156	163	157	135	115
▪ Motor Vehicle Accidents	17	22	24	16	17	23	29	28	18	25
▪ Drug Use/Toxin Related	65	60	39	64	70	86	86	74	60	31
○ Heroin Related	16	5	3	3	1	0	2	0	1	0
○ Fentanyl Related	16	21	9	15	34	60	61	53	33	13
○ Heroin & Fentanyl Related	18	20	15	27	15	10	6	1	2	1
○ Other Opioids	5	6	7	8	5	6	5	4	4	4
○ Other drugs	10	8	5	11	15	10	12	16	20	13
▪ Falls	27	27	37	31	31	35	37	36	40	41
▪ Environmental	3	1	1	0	2	2	1	6	1	5
▪ Other Blunt Trauma	3	5	0	1	2	1	0	1	2	5
▪ Drowning	2	1	2	2	1	4	6	3	2	1
▪ Asphyxia	4	2	5	1	1	4	1	5	5	3
▪ Fire	5	2	5	2	2	0	2	4	4	2
▪ Medical Procedure	2	0	0	0	0	0	0	0	0	0
▪ Sharp Force Injury	0	1	1	0	1	0	0	0	0	2
▪ Other	1	1	2	0	3	1	1	0	3	0
• Homicide	6	4	6	10	15	10	5	8	10	7
• Natural	106	110	113	113	97	129	110	107	109	130
• Suicide	21	28	32	31	32	29	25	25	28	26
• Undetermined	4	3	7	7	14	14	9	11	15	8
• Manner not applicable/fetal deaths	1	0	3	2	0	1	4	0	1	1
• Pending	0	0	0	0	0	0	0	0	0	14

\* Preliminary due to pending cases.

## COLLABORATION WITH OTHER COUNTY DEPARTMENTS

The Health Department collaborates with eight other County departments on a regular basis and the remaining departments on an as-needed basis in delivering services to the residents of Oneida County.

### Department of Mental Health

- Oneida County Opioid Task Force
- Housing for the homeless issues
- Community Health Assessment
- Community Health Improvement Plan (CHIP) - Social Emotional health for children and teens
- Community Services Board

### Department of Planning

- Overdose Fatality Review Team
- NYSDOH ongoing Local Health Department Performance Incentive Program
- Emergency Preparedness

### Legal Department

- Oneida County Opioid Task Force
- Health Department enforcement action
- Public Health orders
- Contracts

### Sheriff's Office

- Oneida County Opioid Task Force
- Sale of tobacco products to minors
- Sale of illegal vapes

### Department of Family and Community Services

- Locating safe housing for lead poisoned children
- Housing for the homeless issues
- Child Fatality Review Team
- Community Services Board

### Office of Emergency Management

- Mass vaccination planning
- Mutual aid and drill planning
- Medical surge response plans

### Department of Water Quality and Water Pollution Control

- Fats, Oils, and Grease (FOG) Program

### Griffiss International Airport

- Car Seat Program

# CLINICAL SERVICES

Oneida County Health Clinic is responsible for the prevention, investigation, reporting, diagnosis, and treatment of reportable diseases in Oneida County. Staff members monitor disease activity in Oneida County and work closely with Health Promotion, Administration, and Environmental Health to develop education, outreach, testing, and treatment strategies to minimize the impact of communicable disease in the community.

## COMMUNICABLE DISEASE

The Communicable Disease (CD) program is responsible for the investigation, follow-up, surveillance and reporting of diseases/conditions identified as reportable under the New York State Sanitary Code. All cases of reportable disease are electronically reported to the Oneida County Health Department through the Electronic Clinical Laboratory Reporting System (ECLRS). Each positive result initiates an investigation to determine if there is a CD case. There were 10,076 lab results sent electronically to the Oneida County Health Department. This does not include COVID, RSV, Influenza, Chlamydia, Gonorrhea, or Syphilis. Staff work closely with the Environmental Health Division, NYSDOH, hospitals, and community partners to control and prevent the spread of communicable disease within the community.

The diseases with the highest incidence rates tend to be Anaplasmosis, Campylobacteriosis, Giardiasis, Legionella, and Salmonella. Anaplasmosis is a tick-borne disease with higher incidence rates from July to November. Campylobacteriosis, Giardiasis, and Salmonella are all GI food and waterborne illnesses with higher incidence rates from June to October. Legionellosis is a respiratory infection caused from inhaling contaminated aerosolized water droplets. The incidence rate for this disease tends to stay steady throughout the year with slight increases from June to October.

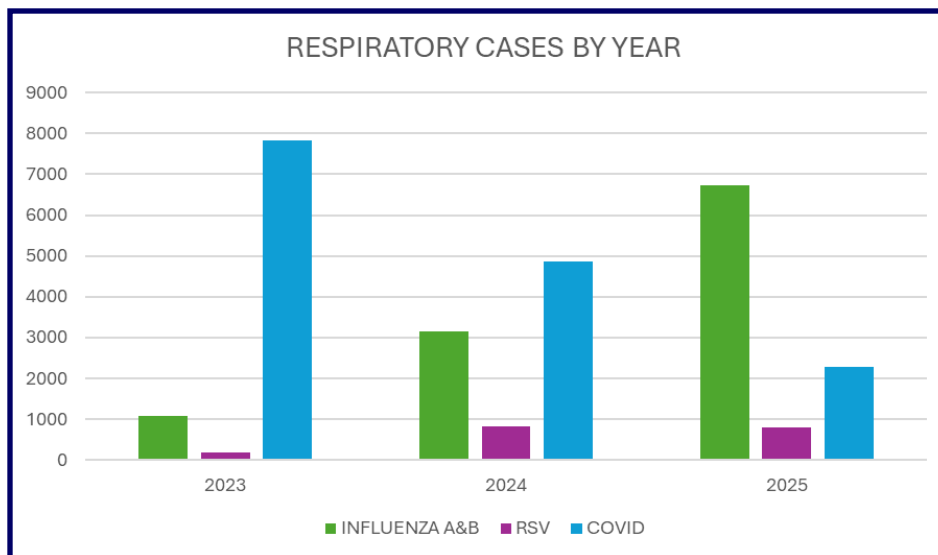
ANNUAL DATA	2023	2024	2025
CD Case Investigations	3,100	4,687	3,856
CD Cases Created	335	430	576

*Note: Case Investigations are from the lab reports sent to OCHD for investigation.*

**NOTABLE REPORTED DISEASES**

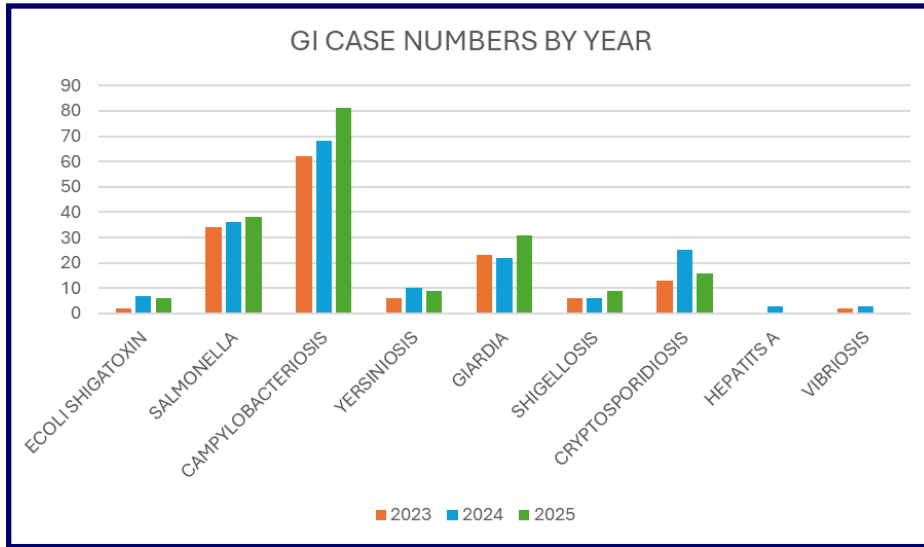
Disease Name	2023	2024	2025
Anaplasmosis	34	43	59
Babesiosis	4	5	12
Campylobacteriosis	62	69	81
Cryptosporidiosis	13	24	16
E coli Shiga Toxin	0	21	6
Cyclospora	0	1	1
Giardiasis	23	24	31
Haemophilus Influenzae, Not Type B	6	8	6
Hepatitis A	0	3	0
Hepatitis B, Acute	1	4	4
Hepatitis C, Acute	4	7	9
Legionellosis	12	26	29
Listeriosis	0	0	1
Malaria	2	4	1
Meningitis, Aseptic	4	1	4
Meningitis, Other Bacterial	0	0	1
Pertussis	13	26	8
Salmonellosis	34	36	38
Shigellosis	6	6	9
Strep, Group A Invasive	19	17	12
Strep, Group B Invasive	21	17	14
Strep Pneumoniae, Invasive	17	31	29
Tuberculosis	4	3	3
West Nile Virus	0	0	1
Yersiniosis	6	10	9

**2025 RESPIRATORY ILLNESS**



## ENTERIC DISEASES

Enteric diseases are infections of the gastrointestinal (GI) tract that cause inflammation and various symptoms, including diarrhea, nausea, vomiting, and abdominal pain. As part of the CD program these reports are investigated for linkages and trends to identify any similarities for source identification. These diseases often originate from poor hand hygiene and spread through food handling and consumption. The CD program identifies these diseases and investigates any possibility of the disease being spread through food and will initiate post exposure prophylaxis to the community as needed.



## SEXUALLY TRANSMITTED INFECTIONS

The Sexually Transmitted Infection (STI) program is responsible for the investigation, follow-up (Expedited Partner Therapy), surveillance and reporting of chlamydia, gonorrhea, syphilis, and HIV. In 2025, Planned Parenthood of Greater New York Inc. provided STI Testing and Treatment in accordance with the NYSDOH regulations for Oneida County Diagnostic and Treatment Center. In 2025, 248 Oneida County residents were referred to, tested, and treated for STIs through the partnership with Planned Parenthood.

There were 4,074 labs reported to Oneida County through ECLRS for review and management. Syphilis reporting involves more than one test per patient to determine Syphilis treatment, making the number of reports that come through greater than the actual number of cases.

Sexually Transmitted Infections Case Numbers by Year			
Disease Name	2023	2024	2025
Chlamydia	772	784	687
Gonorrhea	206	155	112
Syphilis	31	36	33
Mpox	0	0	0

*Note: Some case numbers changed after being presented because they are open investigations that do not become cases until the following year.*

*Starting in 2025 Syphilis case numbers include Primary, Secondary, Early Latent, and Congenital numbers.*

## TUBERCULOSIS

The Tuberculosis (TB) Control program provides comprehensive testing, diagnosis, and treatment of latent and active tuberculosis cases. People with latent TB Infection (LTBI) do not have any symptoms and cannot spread TB. If they do not get treatment, they may develop active TB disease in the future and spread the disease to others. The TB Control program decreases the public health threat of TB by investigating and treating positive cases of TB and LTBI, while promoting preventative therapy as indicated for contact cases. The TB Control program performs targeted testing on high-risk groups.

ANNUAL DATA	2023	2024	2025
Total Visits	514	619	551
Active Cases Managed by OCHD	3	3	3
New Latent TB Cases Identified	88	84	65

The TB program receives referrals from providers and laboratories for any County resident who has an abnormal test that could be TB. There were 3 positive TB infections in 2025. One was extrapulmonary TB, meaning it was TB found outside of the lungs. One was a clinical TB case, with no positive smear or culture results. One was pulmonary TB. The pulmonary TB case had 20 contacts identified, who were each tested for TB.

The TB program received a total of 132 referrals for possible TB or LTBI follow up, 110 of those were found to need follow up to determine treatment plans. Sixty-five were determined to have LTBI and 59 are being treated and followed by OCHD.

## IMMUNIZATION SERVICES

The Oneida County Health Department partners with the New York State Department of Health (NYSDOH) and their Vaccines for Children (VFC) and Vaccines for Adult (VFA) programs to improve access to and education about recommended immunization for children and adults.

The Immunization Action Plan (IAP) funded by NYSDOH assists in identifying immunization rates and standards of practice for child and adolescent immunizations among local medical providers. IAP staff collaborate with hospitals, healthcare providers, and clients to increase education about vaccinations. Staff educate the community on the importance of vaccination for all ages. Additionally, staff attend The Mohawk Valley Immunization Alliance meetings. This collaborative work engages community partners, pharmacies, and healthcare providers in promoting age-appropriate vaccines for children and adults.

Immunization Clinics are located at 406 Elizabeth Street, Utica, NY 13501 and in Rome, NY 13440, walk-ins accepted, appointments preferred.

IMMUNIZATION CLINICS, TOTAL SERVED (Adults and Children)			
ANNUAL DATA	2023	2024	2025
Total Immunization Visits	3,547	4,138	3,688
Total Clients for Rabies Post Exposure Prophylaxis	128	161	170
Total Clients for Green Card Immunizations	134	205	340

**VACCINE DATA**

Annual Data	2023	2024	2025
Total Immunizations Given	4,114	6,315	6,464

*Note: The total for 2023 only includes data from quarters 2, 3, and 4.*

Top 5 Adult Immunizations	2025 Number of Vaccines Provided
Flu	548
Polio	425
Varicella	258
MMR	239
Tdap	225

Top 5 Children Immunizations	2025 Number of Vaccines Provided
Polio	427
Flu	424
Meningococcal	411
Hepatitis A	378
Tdap	358

**PERINATAL HEPATITIS B PROGRAM**

The New York State Department of Health’s Perinatal Hepatitis B Prevention Program is a resource for the maintenance of surveillance and control of perinatal Hepatitis B infection. The primary goal of the program is to identify all pregnant women infected with Hepatitis B and prevent perinatal transmission of the virus by ensuring infants born to infected women receive the recommended prophylactic treatment at birth.

OCHD receives referrals for pregnant mothers who test positive for Hepatitis B until birth and then monitors for appropriate treatment. This treatment consisting of the baby receiving the correct dose of immunoglobulin and vaccination within 12 hours of birth and that the infant completes Post-Vaccination Serologic Testing (PVST) within 9-12 months after birth.

Annual Data	2023	2024	2025
Total Births	15	12	10
Total Cases	22	26	20

*Note: Total births are the number of children born to mothers who tested positive for Hepatitis B during pregnancy. Total cases are the number babies being followed after birth for vaccination and PVST completion.*

Perinatal Hepatitis B Completion	2025
PVST Completion	2
Vaccination Series Completed	3
Vaccination Series in Process	5

## COMMUNITY CLINICS

To work toward the promotion of a healthy community, OCHD provided children vaccines (including school aged vaccines) and adult vaccines throughout the County. The Clinic was able to provide these vaccines by partnering with community organizations and by utilizing the vaccination mobile unit.

Clinic	Number of Clinics Held	People Seen	Vaccinations Given
Community Clinics	14	263	499

## HIGHLIGHTS IN 2025: CLINIC

- Continued collaboration efforts with school nurses to work towards providing NYS Department of Education required vaccinations on time. There were two virtual meetings held in 2025 with OCHD and school district nurses to provide information and updates. This year OCHD provided 1,104 school vaccines.
- Continued efforts on the elimination of Tuberculosis by tracking and managing active cases in the county and evaluate and treat those with Latent Tuberculosis Infection.
- Continued efforts to work with organizations in the community to provide respiratory vaccines. Collaborated with 11 different organizations in the community to provide respiratory vaccines to their clients, residents, and/or staff members.
- Investigated and contact traced a measles exposure of 13 people.
- NYSDOH ceased their Syphilis surveillance program thereby requiring LHDs to identify new cases of latent or infectious Syphilis. OCHD identified one congenital case and was able to collaborate with the hospital and state representatives to ensure treatment.

## GOALS IN 2026: CLINIC

- Establish a baseline on current vaccination rates in Oneida County for future monitoring.
- Analyze data on vaccine preventable disease incidence rates in Oneida County establish a baseline for future monitoring.
- Increase the number of school vaccines given to school aged children ages 5-18 in the months of July and August by comparing the number of patients seen and immunizations given at the clinic in those months from the previous year.

# COMMUNITY WELLNESS

## HEALTH PROMOTION

The Public Health Education (PHE) team increases awareness of local health issues and encourages the adoption of healthy behaviors. The team coordinates and takes part in educational programs, community outreach activities, and special health events; develops health education materials for targeted populations; promotes health department programs and clinical services at area businesses, worksites, and community locations; and gathers information to identify healthy behaviors in our community. The PHE team helps maintain the Oneida County Health Department (OCHD) website, <https://oneidacountyny.gov/health>, and Facebook page, <https://www.facebook.com/OCHDNY>, where the public can access things such as health information and resources. In 2025, programs utilized advertising through radio PSAs, bus advertising and billboards. Additionally, the PHE team works collaboratively with the local media to raise awareness of public health issues and prevention measures.

The PHE team offers a variety of trainings and presentations to the community including but not limited to vaccine education, Narcan use and how to recognize the signs of an overdose, fall prevention, as well as other health related topics. The PHE team collaborates with area agencies and service providers through community group participation, plays an active role in community coalitions, and participates in health fairs and other community tabling events in order to provide education and resources to the community.

	2024	2025
<b>Tabling Events</b>	53	57
At schools/Universities	14	12
At health organizations/businesses	16	21
At community sites	23	24
<b>Presentations</b>	85	21
Narcan Training	6	6
Car Seat Training for staff who transport children	27	0
Vaccine Education	37	3
OCHD Program Overview	0	5
Other trainings	15	7
<b>Press Releases</b>	19	24
<b>Emails</b> The public contacts OCHD for a variety of reasons. Some are questions, complaints, referrals, and some looking for resources, etc. These inquiries are responded to by OCHD divisions including Environmental Health team, Health Promotion, Clinic, and Special Children Services.	370	375

The PHE team actively participates in over 30 community groups with various goals to help improve the community. These groups include but are not limited to Oneida County Suicide Prevention Coalition, Livable Communities, Oneida County Youth Service Council, Healthy Babies Consortium, Office for New Americans, Infant Sleep Coalition, Mohawk Valley Breastfeeding Network, and Oneida County Opioid Task Force.

## COMMUNITY HEALTH ASSESSMENT / COMMUNITY HEALTH IMPROVEMENT PLAN (CHA/CHIP)

Health Promotion coordinated the development of the Community Health Assessment and Community Health Improvement Plan. This project incorporated a comprehensive review of the county’s health indicators as well as identifying key areas for improvement. Working with our hospital partners, MVHS and Rome Health, the team reviewed data from several sources including the New York State Prevention Agenda Dashboard and sought input through community surveys and a discussion with key stakeholders. Based on an in-depth analysis of the data, the team identified health priorities that aim to improve overall health and reduce disparities among residents of Oneida County. The Community Health Improvement Plan includes goals, objectives, and evidence-based activities for 2025 -2030, focusing on the areas of poverty, access to and use of prenatal care, and stress and anxiety in adults.

## OPIOID OVERDOSE PREVENTION PROGRAM

OCHD’s overdose prevention and drug surveillance program activities continue by implementing public health strategies to address the opioid epidemic as well as other drug-related issues in the community. Program work supports the Oneida County Opioid Task Force (OTF), a collaborative multi-agency and multi-sector partnership working together to reduce the overdose deaths in the community. The OTF is chaired by the Oneida County Executive, Sheriff, and District Attorney.

OCHD continues to work in collaboration with the Mohawk Valley Crime Analysis Center for the Overdose Detection Mapping Application Program (ODMAP). ODMAP is a surveillance tool to collect real-time overdose reports from law enforcement as well as Medical Examiner’s overdose fatality data. Data is used to identify and alert the public of spikes in overdoses, overdose fatalities and other drug trends. Drug overdose activity data is shared regularly with the Task Force.

OCHD participates in the Overdose Fatality Review (OFR) team. Fatal overdose information is collected and reviewed to identify key findings and provide recommendations with the goal of reducing deaths from overdoses.

OCHD provides live, in-person training on how to recognize the signs of an overdose. Additionally, OCHD provides resources and tools to the community in an effort to prevent overdose deaths. We distribute Narcan® (naloxone) to individuals during training, and to businesses and agencies throughout the county. We also provide Narcan® at community events and through mailings to those who request it. Additionally, DeTerra® medication disposal bags are provided to help reduce unwanted or unneeded medication in the community.

	2024	2025
Narcan® (naloxone) kits distributed	1,519	698
People trained in how to recognize an overdose and how to administer naloxone	172	105
DeTerra® medication disposal bags distributed	1,642	1,469

OCHD maintains the Oneida County Opioid Task Force website, <https://opioidtaskforce.oneidacountyny.gov/>. Here the public can access information, statistics and resources to help reduce and prevent overdose deaths.

## CAR SEAT PROGRAM

The Oneida County Health Department continues its strong impact with another successful year of the Car Seat Safety Program. The program supports parents and legal guardians experiencing economic challenges by providing new car seats for their children. The Oneida County Car Seat Program was highly successful in improving child passenger safety across the community. Through education, hands-on inspections, and access to properly fitted car seats, the program increased correct car seat use and reduced common installation errors. As a result, it lowers the risk of injury in motor vehicle accidents and promotes long-term child safety. The program's continued success highlights its vital role in the promotion of safer communities and improving child passenger safety in Oneida County.

In 2025, the Oneida County Car Seat Program hosted five car seat events. Two were held at Griffiss International Airport on May 20, 2025, and October 21, 2025. Three events were held at Deerfield Volunteer Fire Company on June 26, 2025, September 25, 2025, and December 11, 2025. Across all five events we served 53 families, distributed 68 new car seats, and provided four car seat checks.

The Oneida County Car Seat Program also partnered with Mohawk Valley Community Agency (MVCAA) to host two booster seat events. The first event on February 12, 2025, at their Cavalry location, and the second event on March 24, 2025, at their Griffiss location. In total, 16 booster seats along with 2 other car seats were distributed.

In 2026, two additional Oneida County employees are expected to become certified as National Child Passenger Safety Technicians.

Annual Data	2023	2024	2025
Total Car Seats Distributed	155	150	129

## PUBLIC HEALTH EMERGENCY RESPONSE AND PREPAREDNESS

Oneida County Public Health Emergency Response and Preparedness Program (PHERP) assists the community before, during and after an emergency event to prevent or minimize its adverse effects on the health and safety of the residents in the community. Such emergencies could be because of weather, like flooding or severe storms, environmental threats, communicable disease outbreaks, food born illnesses and others. The PHERP Program supports OCHD’s planning and response for all hazards to protect the health of the entire community.

OCHD prepares for emergencies through training, engages in preparedness activities with multi-agency partnerships to identify resources, establish mutual agreements, develop coordinated response plans, conduct and partake in drills and exercises. With this, opportunities are created that will help identify, and follow up on areas for improvement, train staff, and coordinate public risk communications.

Oneida County’s Disaster Relief Guide was updated in 2025. Oneida County has been experiencing extreme weather in the past few years, and this guide is one tool to help families be more prepared for emergencies such as weather emergencies.

## June Tornadoes

In the early morning hours on June 22, 2025, two tornadoes struck Oneida County. The first in Clark Mills and the second in Clinton, both causing significant destruction and damage in Oneida County. OCHD, along with other Oneida County departments, responded to the communities affected by the tornado by providing support, resources and information on important safety topics following severe weather.

## HIGHLIGHTS IN 2025: COMMUNITY WELLNESS

- Community Health Assessment and Community Health Improvement Plan was developed.
- OCHD was awarded for participation in the New York State Department of Health's Year 13 Performance Incentive Initiative that focused on education and promotion of extreme weather awareness and climate health. Elements of this work included identifying how climate change is impacting our county and our most vulnerable populations, promoting awareness of these plus available resources.
- Updated Oneida County Disaster Relief Guide.

## GOALS IN 2026: COMMUNITY WELLNESS

PHE Team will:

1. Help increase Oneida County residents' knowledge of how to prepare for emergencies through presentations, informational sessions and distribution of Oneida County Disaster Preparedness Guides.
2. Increase capacity for preventive dental services in Oneida County by implementing the components of the NYSDOH Oral Health Incentive Program by increasing knowledge and enhancing community outreach activities around preventive dental services.
3. Increase awareness of the importance of timely childhood vaccinations and help reduce barriers to vaccinations to help prevent exclusion from school.
4. Improve awareness of childhood lead poisoning prevention among parents, health care providers and property owners reducing the number of children testing with elevated lead levels.
5. Develop a process for assessing the overall effectiveness and community impact of the Health Promotion Team through clearly defined intermediate performance measures.

# ENVIRONMENTAL HEALTH

The Division of Environmental Health serves as a principal steward of public well-being in Oneida County by addressing environmental conditions that shape the health, safety, and lived experience of the community. The Division operates at the intersection of science, policy, and public service, recognizing that many determinants of health such as safe drinking water, effective wastewater disposal, sanitary housing, and properly managed public facilities require collective oversight and sustained regulatory attention.

Through an integrated framework of environmental surveillance, routine inspection, complaint investigation, technical consultation, and engineering review, the Division works to anticipate and mitigate risks before they manifest illness, injury, or environmental harm. All regulatory functions are administered pursuant to New York State Public Health Law, the New York State Sanitary Code, the Oneida County Sanitary Code, and applicable federal standards. This framework ensures that public health protections are grounded in evidence, applied consistently, and aligned with both legal authority and best practice.

The Division advances compliance through education, collaboration, and early engagement with regulated entities, fostering a culture of shared responsibility for environmental health protection. When conditions present an immediate or sustained threat to public safety, or when corrective action is not voluntarily achieved, the Division exercises its enforcement authority to secure timely remediation and safeguard the public interest. This balanced approach reinforces accountability while preserving public confidence in governmental oversight.

## COMMUNITY SANITATION PROGRAMS

**Temporary Residences:** The Temporary Residence Program is dedicated to protecting the health and safety of individuals residing in transient lodging establishments, including hotels, motels, and cabin colonies. Oversight activities focus on sanitation, drinking water availability, wastewater management, fire and life safety provisions, indoor environmental quality, and general habitability.

By promoting sound operational practices and timely maintenance, the program reduces the likelihood of environmental hazards and communicable disease transmission in lodging environments. Facility operators are supported through education and technical guidance, with regulatory action taken when conditions fall short of standards necessary to protect occupant health.

**Swimming Pools/Bathing Beaches:** The Swimming Pools and Bathing Beaches Program ensures that recreational water environments are managed in a manner that protects public health and promotes safe use. Regulatory oversight encompasses lifeguard supervision, emergency preparedness, lifesaving equipment, water quality monitoring, chemical treatment practices, and the proper functioning of filtration and disinfection systems.

For bathing beaches, the program conducts water sampling and visual assessments, issuing public advisories or closures when environmental conditions present a risk to swimmers. These measures preserve public confidence in recreational water resources and support injury and illness prevention.

**Campgrounds:** The Campground Program promotes healthy and sanitary conditions for seasonal and year-round recreational living by overseeing regulated campgrounds throughout the county. Inspections evaluate site configuration, drinking water systems, wastewater disposal, solid waste management, bathing and sanitary facilities, and food service operations when present.

The program also ensures adherence to approved engineering plans and works collaboratively with campground operators to facilitate infrastructure improvements that protect environmental resources and public health.

**Children's Camps:** The Children’s Camp Program is committed to safeguarding the health, safety, and developmental well-being of children participating in organized camp activities. Regulatory oversight addresses waterfront supervision, lifeguard qualifications, food service sanitation, residential accommodations, drinking water systems, wastewater disposal, solid waste handling, and communicable disease prevention.

A strong emphasis is placed on pre-operational inspections and sustained engagement with camp operators to ensure functional readiness prior to opening and continued compliance throughout the camp season.

**Mobile Home Parks:** The Mobile Home Park Program ensures that residents of regulated parks reside in environments that meet fundamental standards of safety, sanitation, and habitability. Inspections assess water supply infrastructure, wastewater systems, refuse management practices, site maintenance, and overall condition of shared facilities.

**Migrant Farmworker Housing:** The Migrant Farmworker Housing Program advances health equity by ensuring that agricultural workers have access to safe, sanitary, and humane living conditions. Inspections verify compliance with requirements governing drinking water access, wastewater disposal, sanitation facilities, structural integrity, and occupancy standards.

The program addresses environmental risks that disproportionately affect migrant populations and coordinates with partner agencies to support comprehensive public health protection.

**Summary of the number of regulated facilities, number of inspections and field visits for Community Sanitation Programs:**

Community Sanitation Programs	Number Active Facilities			Number of Inspections		
	2023	2024	2025	2023	2024	2025
Temporary Residences	54	44	43	52	67	66
Swimming Pools/Bathing Beaches	91	79	77	153	133	130
Campgrounds	31	33	33	57	51	51
Children's Camps	15	16	16	39	48	73
Mobile Home Parks	60	60	59	106	78	86
Migrant Farmworker Housing	5	2	4	12	6	5

**Food Service Program:** Prevention of foodborne illness is the primary focus of food protection. This is accomplished by conducting unannounced inspections during the food preparation process, educational seminars, on-site training, and enforcement actions for all food service establishments, except for hospitals and nursing homes, in Oneida County.

**Summary of the number of regulated facilities, number of inspections, re-inspections, pre-operational inspections and field visits for the food protection program:**

Food Protection Program	Number Active Facilities			Number of Inspections		
	2023	2024	2025	2023	2024	2025
Low Risk	76	77	72	56	66	93
Medium Risk	503	484	444	561	552	539
High Risk	386	391	375	480	466	564
Total	965	952	891	1097	1084	1196

In New York State, food service establishments are categorized into high, medium and low risk based on the types of food they serve and the complexity of their preparation processes.

**Low-Risk Establishments:** These establishments primarily serve non-potentially hazardous foods, often pre-packaged or requiring minimal preparation. Bars or taverns are examples.

**Medium-Risk Establishments:** These establishments serve potentially hazardous foods but with rapid turnover between preparation and service. Fast food restaurants, sub shops, pizza parlors, & short-order breakfast establishments are examples.

**High-Risk Establishments:** These establishments prepare and serve potentially hazardous foods that require extensive handling, including processes like manual preparation, cooking, cooling, reheating, and hot or cold holding. They often serve large numbers of meals and may cater to vulnerable populations such as elderly, children, or the infirm. Table-service restaurants and school kitchens that prepare food on-site are examples.

**Other food program activities:**

394 FOG (Fats/Oils/Grease) Program inspections.

61 summer feeding sites, 61 inspections.

129 mobile food vendors, 99 inspections.

88 inspections at 116 temporary events, with a total of 237 vendors.

77 complaint investigations, 4 illness investigations.

**Tanning Facilities:** The Tanning Facility Program regulates commercial tanning establishments to reduce the risk of acute injury and long-term adverse health effects associated with ultraviolet radiation exposure. Inspections examine equipment condition, operational safeguards, required consumer information, exposure documentation, and compliance with age restrictions.

The program is administered under authority delegated by the New York State Department of Health and supports consumer protection through consistent oversight and accountability.

OCHD Environmental Health staff conducted 10 inspections at 11 permitted tanning facilities in 2025.

**Adolescent Tobacco Use Prevention Act (ATUPA):** The Health Department works with the Oneida County Sheriff's Office to assure that tobacco products are not sold to minors. Oneida County Sheriff's Deputies and OCHD personnel conduct compliance checks, re-inspections, and follow-up visits.

**Summary of Statistics for ATUPA Program:**

ATUPA Program	2023	2024	2025
# Retail Tobacco Vendors	236	243	241
# Compliance Checks	144	132	278
# Flavored Vapor Products Seized	19,974	20,199	4,380

**Rabies Program and Animal Disease Control:** The Environmental Division is responsible for monitoring diseases that animals may transmit to humans. Rabies, which is fatal, is the most significant of these diseases. Emergency rooms and physicians are required by NYS Public Health Law to report all animal bites to the Health Department. Individuals can also report suspected rabies exposures to the Health Department.

**Summary of Statistics for Rabies Program:**

Rabies Prevention Program	2023	2024	2025
Rabies exposure investigations	680	672	891
Post-exposure treatment for humans	113	142	183
Rabies vaccines administered to pets	484	607	570
Sponsored pet vaccination clinics	5	6	5
Specimens tested for Rabies	144	145	170
Rabies positive specimens	16	13	10

**Complaint Investigations:** The Complaint Investigation Program functions as a critical mechanism for identifying and addressing environmental conditions that adversely affect community health. Complaints related to housing, environmental nuisances, and regulated facilities are evaluated using a structured assessment process that prioritizes matters with the greatest potential health impact.

Investigations may result in education, corrective action, or enforcement, ensuring that identified hazards are addressed in a timely and effective manner.

OCHD Environmental Health staff conducted 128 complaint investigations in 2025.

**West Nile Virus (WNV) and Eastern Equine Encephalitis (EEE) Prevention:** The Health Department conducts a monitoring program during the spring and summer months to determine the presence of WNV and EEE viruses in Oneida County. Educational information is provided to people to reduce the risk of contracting WNV or EEE.

## PUBLIC WATER SUPPLY PROGRAM

The Public Water Supply Program protects the community from waterborne disease and chemical contamination through oversight of community and non-community public water systems. Core activities include sanitary surveys, compliance monitoring, sampling oversight, operator assistance, and emergency response.

Division staff provide technical guidance to water system operators, support preparation of Annual Water Quality Reports, assist with cross connection control efforts, and respond to inquiries from municipalities, property owners, and other stakeholders. These efforts ensure that drinking water systems operate reliably, transparently, and in accordance with state and federal requirements.

### Summary of Statistics for Water Supply Program:

Regulated Public Water System Information	2023	2024	2025
Active Facilities	152	154	154
Inspections/Sanitary Surveys	75	96	67
Notices of Violations Issued*	269	231	232
Formal Enforcement Actions	1	0	3
Boil Water Orders	10	7	0
Other Emergencies	4 Conserve Water Orders	1 Conserve Water Order	2 Conserve Water Orders
Samples Collected	99 Coliform 9 Chemical	137 Coliform 24 Chemical	67 Coliform 13 Chemical

*\*Notices of Violations are issued for Sampling and Operational Report Violations.*

## ENGINEERING PLAN REVIEW

The Engineering Plan Review Program ensures that infrastructure projects that affect drinking water, wastewater, recreational water, and related systems are designed and constructed in a manner that protects both public health and environmental quality. The program reviews plans and specifications for new facilities, system expansions, repairs, and upgrades prior to construction and authorizes approval for operation upon satisfactory completion.

By identifying potential risks during the design phase and ensuring adherence to established standards, the program supports long term system performance, regulatory compliance, and responsible development across Oneida County.

### Summary of Statistics for Engineering Plans:

Engineering Plans Reviewed and Approved	2023	2024	2025
Water System Expansions/Improvements	5	10	8
Backflow Prevention Devices	18	8	8
Realty Subdivisions	0	1	1
Individual Wastewater Disposal Systems Plans (non-conventional)	6	7	2
Swimming pools / Beaches (new or improvements)	1	3	1
Campgrounds (new, improvements or expansions)	3	1	1
Mobile Home Parks	1	1	0
Children's Camps	0	0	0
Total Approved Plans	34	31	21

## CHILDHOOD LEAD POISONING PREVENTION PROGRAM+ (CLPPP+)

Studies show that no amount of lead exposure is safe for children. Even low levels of lead in blood can permanently affect children's health. The Lead Poisoning Prevention Program was established in 1972 to minimize the adverse health impact of lead poisoning. The program has helped thousands of families protect their children from lead exposure by providing lead poisoning risk reduction information and ensuring their homes are lead safe.

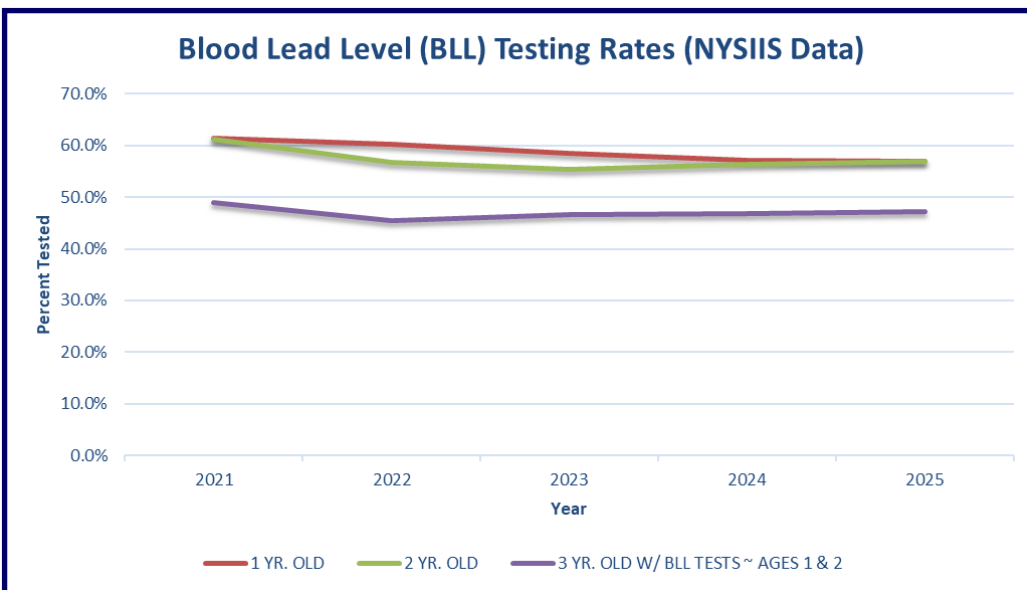
CLPPP+ is an integral part of Oneida County Health Department’s Environmental Division. This program is mandated by the NYS Department of Health and provides Care Coordination services and environmental investigations for children under the age of 18 with Elevated Blood Lead Levels (EBLLs) of 5 µg/dL or greater.

CLPPP+ also provides Care Coordination and home inspection services to pregnant women with EBLLs. Referrals are received from NYSDOH, and CLPPP+ staff provide services as needed. Throughout the year, staff provided community members and agencies with lead poisoning prevention information, including information related to pregnancy, through presentations and meetings.

In 2026, the Oneida County Health Department will continue to support enhanced local efforts to reduce the prevalence of Elevated Blood Lead Levels in children from birth to 18 years and pregnant women through the provision of services which include public and professional outreach and education, collaboration with local health care providers for assessing children’s risk of lead exposure, blood lead testing, anticipatory guidance to prevent lead poisoning, diagnostic evaluation, medical management including risk reduction education, environmental interventions, and coordination of services. OCHD will also be collaborating with a Mohawk Valley Community Action Agency (MVCAA) to implement a new state law, Lead Rental Registry. This law requires rental properties with 2-units or more, built prior to 1980, and located in the City of Utica and City of Rome to be investigated for lead once every three years. Rental units will be issued a Lead Safe Certificate once deemed safe. Through these efforts, we will help many children and families avoid lead exposure.

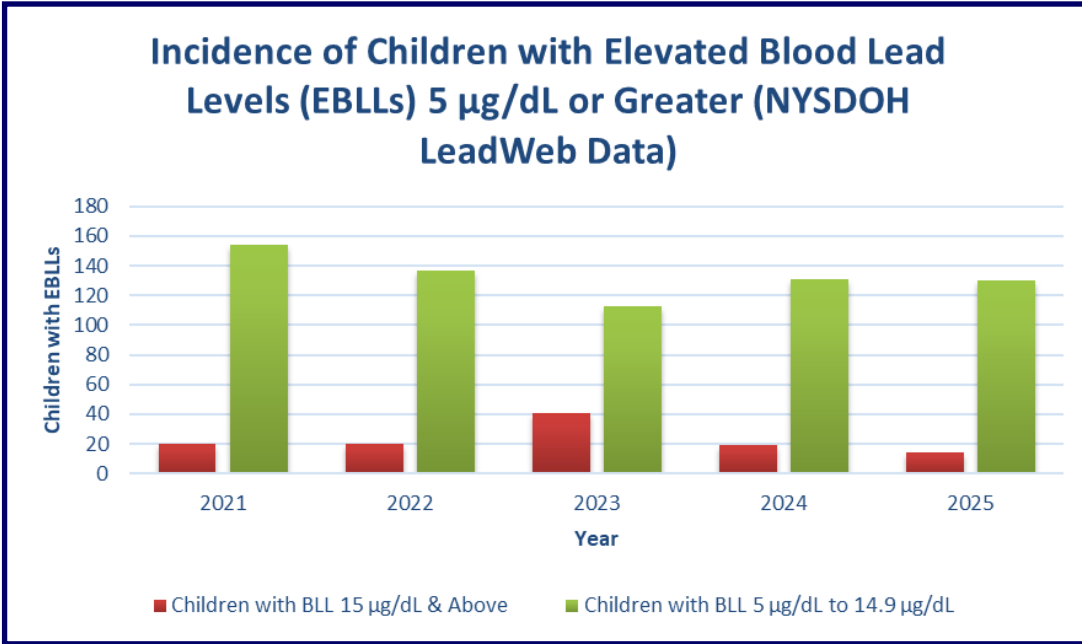
### ONEIDA COUNTY BLL TESTING DATA (NYSIIS DATA)

Year	2021	2022	2023	2024	2025
1 YR. OLD	61.5%	60.2%	58.4%	57.1%	57.0%
2 YR. OLD	61.2%	56.8%	55.3%	56.3%	56.9%
3 YR. OLD W/ BLL TESTS ~ AGES 1 & 2	49.0%	45.4%	46.7%	46.9%	47.2%



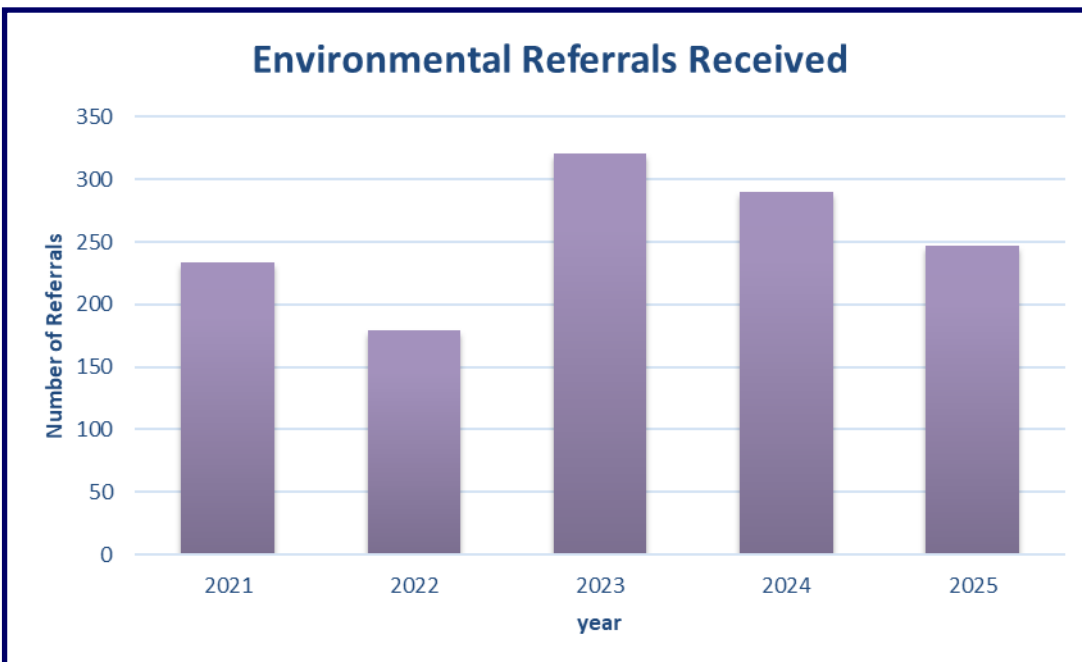
**ONEIDA COUNTY INCIDENCE OF ELEVATED BLOOD LEAD LEVELS (NYSDOH LeadWeb Data)**

Year	2021	2022	2023	2024	2025
Children with BLL 15 µg/dL & Above	20	20	41	19	14
Children with BLL 5 µg/dL to 14.9 µg/dL	154	137	113	131	130
Total Elevated Children	174	157	154	150	144



**NUMBER OF ENVIRONMENTAL REFERRALS BASED ON CHILDREN WITH BLL 5 ug/dL OR GREATER (NYSDOH LeadWeb Data)**

Year	2021	2022	2023	2024	2025
Number of Referrals	234	179	321	290	247



## HIGHLIGHTS IN 2025: ENVIRONMENTAL HEALTH

- Provided engineering and regulatory review support for grant funded and capital improvement projects including approval of a water main extension serving the NYSTA Verona facility, evaluation of backflow prevention upgrades at Clinton Wastewater Treatment Plant, and co-review of the proposed Sauquoit Water Treatment Plant to ensure compliance with applicable design standards and protection of the public water supply.
- Successful implementation of the NYSDEC septic system replacement grant in Oneida County, enabling homeowners to improve wastewater management and protect local water quality.
- Delivered targeted technical guidance to water operators on treatment options, distribution system monitoring expectations, and compliance reporting thereby strengthening day to day operational reliability.
- Zero Boil Water Orders issued by OCHD in 2025 during public water supply inspections for lack of disinfection.
- Continued to build on established professional relationships with Public Water Supply Operators.
- Provided sampling recommendations and technical assistance to dozens of residential water well owners.
- USEPA held NYS Sanitary Survey training course in Utica in October 2025. One staff member completed course and OCHD Coordinated visits to multiple public water supplies as part of the training course. Health Department staff from across Central NY attended the training.
- Collected samples to assist approximately 12 community water systems with initial monitoring and continued monitoring for emerging contaminants.
- Implemented comprehensive cross-training initiatives for staff, enhancing their expertise across critical programs such as water quality, children’s camps, and rabies prevention.
- Identified three unpermitted children’s camps and compelled compliance with Public Health Law and/or closure.
- NYS Department of Health utilized OCHD’s innovative ATUPA (Adolescent Tobacco Use Prevention Act) program initiatives, which include the seizure of illegal flavored vapor products and collaboration with the Oneida County Sheriff’s Department and District Attorney’s office, as a model for other counties throughout the state.
- The ATUPA Program seized 4,380 illegal flavored vapor products and collected a total of \$34,420 in fines for the 2025 calendar year.
- Trained five new Childhood Lead Poisoning Protection Program (CLPPP+) employees – five Public Health Sanitarians.
- CLPPP+ assisted 105 families obtain healthy living supplies from the Lead-Free Mohawk Valley Coalition’s Healthy Living Supplies Project and delivered the products to each family.
- A total of 118 children were discharged from the CLPPP+ program.
- A total of 95 addresses were cleared as lead safe by CLPPP+ staff.
- Enforcement Actions – A total of 100 Dockets were created, with 21 Administrative Hearings conducted.
- A total of 128 FOIL Requests were fulfilled.

## GOALS IN 2026: ENVIRONMENTAL HEALTH

- Implement and administer the Septic Replacement Grant Program Round 5, providing technical oversight and project completion support for eligible wastewater system upgrades reimbursed at up to 75% of costs, capped at \$25,000, with priority given to projects addressing phosphorous and PFAS impacts.
- Identify and evaluate unpermitted children’s camps through inspections, compliant response, and outreach, and bring identified facilities into regulatory compliance during the 2026 operating season.
- Public Water Supply Program – Complete a comprehensive review of PFAS sampling history and monitoring needs for all public water systems, carry out state assisted PFAS sampling where applicable, and position systems to meet federal initial monitoring requirements by 2027. Additionally, evaluate and designate optimal corrosion control and water quality parameters for systems that treat for corrosion control and prepare approximately 47 water systems to implement the newest Lead and Copper Rule Improvements (LCRI).
- Assist water systems in developing climate resilience plans to address vulnerabilities to flooding, drought, and other climate-related risks.
- Childhood Lead Poisoning Prevention Program (CLPPP+) – lower the number of children with elevated blood lead levels by: hiring and training two new staff members to assist with the current CLPPP+ caseloads and the implementation of the Lead Rental Registry; coordinating with Mohawk Valley Community Action Agency (MVCAA) on the implementation of the new Lead Rental Registry Law for qualifying units in high-risk areas identified in the 13501, 13502, and 13440 zip codes; scheduling and performing more presentations and distribution of educational materials to community organizations such as local libraries, food banks, schools, etc.; and sending more referrals to the HCR Leading in Lead housing grant and HUD Lead-Safe Utica grant programs at MVCAA and the Homeownership Center.
- Rabies Program – add one or two more rabies clinics in the northern and/or southern areas of the county.
- Food Service Program – conduct an internal audit of number of violations at 10% of high-risk food service establishments.
- New Oneida County Local Cannabis Law – begin implementation of new law to inspect, regulate, and pursue enforcements against unlicensed cannabis activity.

# SPECIAL CHILDREN SERVICES

## CHILDREN AND YOUTH WITH SPECIAL HEALTH CARE NEEDS PROGRAM

### Children and Youth with Special Health Care Needs Program (CYSHCN):

- Serves children and youth from birth through age 21 with chronic physical, developmental, behavioral, or emotional health needs.
- Helps families understand and navigate health care systems and services.
- Supports access to coordinated care which includes primary care, specialty services, and community support.
- Assists families with care coordination, insurance access, and connections to medical homes and community resources.
- Works to strengthen local systems of care to improve health outcomes for children and families.

CYSHCN PROGRAM DATA	2023	2024	2025
Birth to 12 Years of Age	143	456*	304

*\*Data increase for 2024 reflects additional referrals from other County programs and departments.*

### Child Find:

- Identifies infants, toddlers, and children who may have developmental delays or disabilities.
- Ensures children who may be eligible for Early Intervention or Special Education services are located, referred, and evaluated.
- Promotes early identification through screening, outreach, and collaboration with community partners.
- Provides families with information on typical developmental milestones and available supports.
- Refers eligible children to appropriate Early Intervention or Preschool Special Education programs.

CHILD FIND PROGRAM DATA	2023	2024	2025
Birth to 3 Years of Age	142	360	114

## EARLY INTERVENTION PROGRAM

- Serves infants and toddlers from birth to age three with developmental delays or diagnosed conditions that may result in developmental delays.
- Provides family-centered services designed to support a child's development and daily functioning.
- Uses a multidisciplinary team that may include therapists, service coordinators, and an Early Intervention Official Designee.
- Delivers services in natural environments such as the home, childcare settings, or other community locations where the child typically spends time.
- Supports families in promoting their child's growth, development, and participation in everyday activities.

### Overview of Early Intervention Program:

1. A referral is made, or parent expresses concern that a child under the age of three may have a developmental delay or disability.
2. An Early Intervention Official Designee (EIOD) is assigned to the case and oversees services until the child exits the program.
3. An EIOD or Initial Service Coordinator provides the family with information about the Early Intervention Program, including family rights, evaluation procedures, medical requirements, and insurance information.
4. A multidisciplinary evaluation is completed, and results are shared with the family to inform service planning.
5. An Individualized Family Service Plan (IFSP) meeting is held to determine eligibility and identify outcomes and services, with participation from the family and service team.
6. Ongoing service coordination supports families by linking them with providers, facilitating communication, and monitoring services throughout the child's participation in Early Intervention.
7. The IFSP is reviewed at least every 6 months to assess progress and update services, and transition planning begins as the child approaches age three, including coordination with the local school district when appropriate.

The Oneida County Early Intervention Program utilizes 16 contracted outside agencies and 14 individual therapy providers to deliver Early Intervention services. The Oneida County Health Department Early Intervention Program was managing 375 active cases at the end of 2025.

There are 3 approved agencies, including Oneida County, authorized to provide Initial Service Coordination, with 19 cases currently served by outside service coordination agencies. In addition, 11 agencies are approved to conduct Early Intervention evaluations, and 3 agencies, including Oneida County, are approved to provide Ongoing Service Coordination. As of the end of December 2025, 176 ongoing service coordination cases were served by these agencies.

EARLY INTERVENTION PROGRAM DATA	2023	2024	2025
Multidisciplinary Evaluation (MDE) Performed	249	566	323
Bilingual MDEs Performed	23	18	6
Supplemental Evaluations Performed	75	25	13
*Special Instruction Visits	38,922	16,648	7,489
**Physical Therapy / Occupational Therapy Visits	10,180	12,941	12,311
*Speech / Language Therapy Visits	10,640	7,393	5,424
Vision Therapy Visits	21	82	95
Total of Visits Including Service Coordination	73,505	37,673	33,015

*\*Total visits declined due to therapist shortage in Oneida County..*

*\*\*Therapies combined due to billing codes.*

## PRESCHOOL SPECIAL EDUCATION PROGRAM (EDUCATION/TRANSPORTATION OF HANDICAPPED CHILDREN’S PROGRAM—ETHCP)

- The Preschool Special Education Program is administered by the New York State Education Department (NYSED) and operates under federal and New York State special education laws and regulations.
- New York State Education Law requires school districts to provide preschool special education services to eligible children at no cost to families.
- Services are provided for children ages 2 through 5 who have been evaluated and determined eligible as a Preschool Student with a Disability by the Committee on Preschool Special Education (CPSE).
- Educational and related services are delivered in the least restrictive environment appropriate to each child’s individual needs.
- Eligible children receive an Individualized Education Program (IEP) that outlines recommended special education services, related services, and transportation when required.

### Overview of Preschool Special Education

1. A referral for preschool special education services is received by the school district or residence in Oneida County.
2. Parent or guardian consent is obtained to complete a preschool evaluation.
3. The CPSE conducts or arranges a multidisciplinary evaluation and determines eligibility based on NYSED criteria for preschool students with disabilities.
4. The Committee on Preschool Special Education (CPSE) reviews the evaluation results and determines eligibility, with parent participation.
5. If eligible, an Individualized Education Program (IEP) is developed by the CPSE and shared with the family and the Oneida County Preschool Program, specifying recommended services and placements.
6. The school district is responsible for ensuring that the services recommended in the IEP are provided.
7. The local CPSE monitors, coordinates, and may assist in arranging approved providers and transportation, as indicated in the IEP.

**Preschool Service Providers**

- NYSED maintains lists of approved Preschool Special Education Programs and providers that districts may use to deliver services.
- The Oneida County Preschool Program contracts with approved preschool special education agencies and independent related service providers to deliver services.
- Services may include direct specialized instruction, related services such as speech therapy, occupational therapy, physical therapy, and counseling; and, in some cases, Special Education Itinerant Teacher (SEIT) services or consultation.

Preschool Program Data	2024	2025
Total number of children served	473	470
CPSE Evaluations Performed	394	498
Children not eligible for CPSE service	72	62
Approved Therapy Agencies for service	11	17
Approved Independent Therapists for service	10	9
Contracted Evaluation Agencies	7	7

*This data reflects children whose services were billed to the county and may not include all evaluations conducted during the reporting period.*

**HIGHLIGHTS IN 2025: SPECIAL CHILDREN SERVICES**

- Children and Youth with Special Health Care Needs Program (CYSHCN) staff collaborated with a Regional Support Center Specialist to implement the County’s Technical Assistance Support Plan.
- Planning activities were initiated to support implementation of the Community and Asset Integration (CAI) initiative for the CYSHCN Program.
- The CYSHCN Program in collaboration with Early Intervention hosted Milestone Matters events at the local library, where children and families participated in interactive activities, development education, and story time led by the librarian with support from EI and Preschool therapists with 18 families having attended the events since September 2025.
- Staff advocated and worked collaboratively with New York State Early Intervention BEI and PCG to ensure system updates were implemented in the EI-Hub to improve usability for counties and families.
- Special Children Services staff partnered with community organizations to provide education, outreach, and resources to support children and families.
- The Preschool Program team collaborated with Veron-Verona-Sherill Central School District to successfully onboard a new 8:1:3 program location, supporting increased access to preschool special education services.

## GOALS IN 2026: SPECIAL CHILDREN SERVICES

### Special Children Services

- Strengthen collaboration with community partners to support child find activities by implementing defined outreach and engagement strategies that connect families to evaluations, services, and educational resources, with referrals and family connections tracked through the Special Children Services Program.
- Improve access to Special Children Services by increasing identification and referral of children with developmental concerns through targeted outreach, community-based activities, and partnerships with medical providers, hospitals, and community organizations, with progress measured through documented referral sources, outreach activities, and family contacts annually.
- Enhance coordination between Special Children Services and Early Intervention, Preschool Special Education, and other child-serving systems by supporting timely referrals, sharing developmental information with families, and documenting outcomes related to services access and family engagement.

### Early Intervention

- Strengthen coordination between Early Intervention and Preschool Special Education to support smooth transitions for children approaching age three, by ensuring that transition planning and family engagement activities are documented for all children referred to CPSE.
- Provide families of children birth to age three with education on developmental milestones and connections to community-based supports by offering education and resources to families served through Early Intervention each year.
- Expand services capacity by establishing additional service coordination agencies and coordinators to support Early Intervention children by increasing the number of contracted service coordinators or agencies to meet identified service needs annually.
- Expand service capacity by establishing additional therapy providers contracted with New York State to meet children's needs and reduce service delays by increasing the number of available providers and monitoring changes in service waiting times.

### Preschool Special Education/CPSE

- Expand preschool special education service capacity by establishing additional contracts with school districts, approved agencies, and related service providers to meet increasing student needs and reduce service delays by increasing the number of active contracts and tracking service delivery timelines.
- Monitor service delivery data to identify trends, barriers, and areas for continuous improvement by reviewing data regularly and documenting identified improvement actions.
- Collaborate with community partners to identify and support children who may be underrepresented in CPSE referrals by conducting outreach and engagement activities with community partners each year.

### Children and Youth with Special Health Care Needs (CYSHCN)

- Increase awareness of CYSHCN services by implementing defined outreach and education activities, including community partnerships, provider education, and public information efforts, with outreach activities, referral sources, and family contacts documented annually.
- Strengthen coordination among healthcare providers, schools, and community agencies to improve care coordination and service access for CYHSCN by participating in cross-system coordination activities and partnerships, with coordination efforts and resulting referrals tracked each year.
- Provide family-centered education and resources to support the developmental and health needs of children and youth with special health care needs from birth through age twenty-one, with services measured by the number of families served, educational activities delivered, and resource distribution documented annually.







PROMOTING AND PROTECTING THE HEALTH OF ONEIDA COUNTY

